

The background of the page is a vibrant summer scene. It features a blue sky with white clouds, a blue ocean with white waves, and a yellow sandy beach. On the beach, there is a red starfish and two white seashells. In the background, there are palm trees, a beach umbrella, and a lifeguard stand. A large white sign with an orange border is positioned in the upper right quadrant of the page.

GREEN VIEW PUBLIC SCHOOL

SESSION -2020-21

CLASS- PRE-SCHOOL

HOLIDAY HOMEWORK

Summer
HOLIDAY

Dear Parent,

Summer holidays are here again to give us respite from the scorching heat.

We hope that the students enjoy their vacation time and learn through experiences and play. There are many ways to help them in learning through day to day activities. We have planned some activities to keep them positively engaged . We seek your corporation to keep a supervisory eye and lend your support and motivation to your child.

Let's share some tips to make this period a fruitful and a happy period for them.

- Greeting with a smile when someone comes to the house.**
- Have at least two meals (Breakfast and Dinner) together with your children. Teach them to value the food and not waste it.**
- While sitting at the Dining Table to eat the meals, use proper table manners. Inculcate sharing habits in your child.**
- Share stories about your childhood and your family history with your child.**
- Narrate stories to them.**
- Encourage your child to develop the habit of taking care of his/her belongings.**

- **Make a routine for your child to play, revise concepts and watch T.V (Let your child watch some entertaining and educational T.V. show such as Discovery Kids, Animal Planet).**
- **Converse in English with your child.**
- **Arranging his/her toy shelf.**
- **Watering the plants.**
- **Encourage your child to use magical words like please, sorry, thank you,**
- **Make simple conversations.**
- **Teach your ward about personal hygiene.**
- **Brush teeth twice a day.**
- **Take bath daily.**
- **Comb hair regularly.**
- **Wash hands before any meals.**
- **Trimming the nails and keeping them clean.**
- **The last working day will be **Saturday, 30th May, 2020**. Summer Holidays will commence from **Monday 1st June, 2020**.**
- **Yearly academic planner of nursery class will be uploaded on our school website. www.greenviewpublicschool.in**

INSTRUCTIONS FOR HOMEWORK :

- Help your ward to revise the conversation Question mentioned in the Monthly planners for April -May.
- **Parents-child task:-** Make one pencil holder and decorate it beautifully.
- Prepare a collage of pictures of places like Market, School, and Hospital etc.
- Make masks using tissue papers.

LANGUAGE DEVELOPMENT:-

- **Story time:** - Narrate simple stories (Fairy Tales like Cinderella, Red Riding Hood, Pied Piper, Rapunzel and sleeping Beauty etc.) to your child. Ask them to recall some characters and incidents of the stories by asking simple questions related to the story.
- **Show and tell:** Choose any one object from your surroundings every day and let your child speak few lines about it.

Rhyme Time: Recite a rhymes with voice modulation and actions (Rhymes

Of the Month April – May) Little boy blue, come blow your horn,

And

If You're Happy And You Know it,

Clap your hands.

- Celebrate the **international Environment day** on 5th June. Dear parents please discuss with them about the mother earth and its importance in our life.

- **MOTHER –CHILD TASK** :- Dear child prepare a card on **FATHER’S DAY (17TH June)** with the help of your mother and gift it to your father. Click few photographs on that day and paste it in your drawing file.
- Celebrate **International Yoga Day** with your family and friends on **21th June**.

- Help Your ward in learning to answer the basic Self-Introduction Questions, like.

Q- What is your name?

Q- What is your father’s name?

Q-What is your mother’s name?

‘Q- What is the Address of your home?

Q- What are the contact Number or your father /Mother?

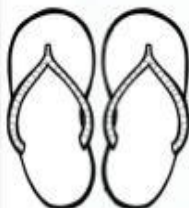
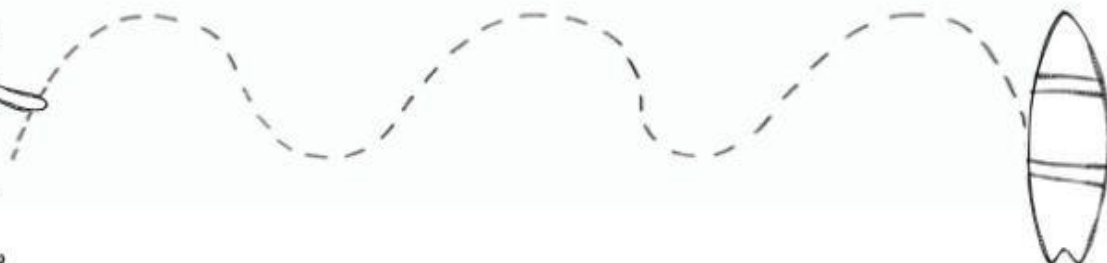
PLEASE SUBMIT THE HOMEWORK IN A SEPRATE FOLDER(EACH FUN SHEET TO BE DONE IN AN A4 SIZE PAGE) PLEASE MENTIONED CHILD NAME , CLASS AND SECTION. ENCOURAGE THE CHILD TO DO THE WORK BY HIMSELVES/ HERSELF.


Wishing you all happy time together

HAPPY SUMMER VACATION

Name: _____

I Can Trace Lines!





ME!




All about

A B C



My name is....



I AM....

1 2 3 4 5

YEARS OLD

I am a...

GIRL BOY


My family....



I Love eating...



MY FAVORITE
COLORS ARE...



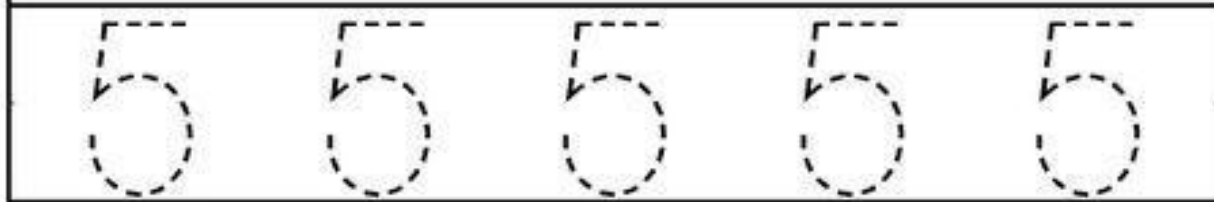
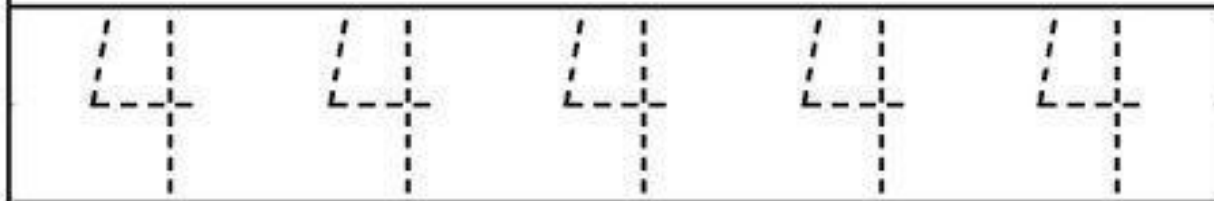
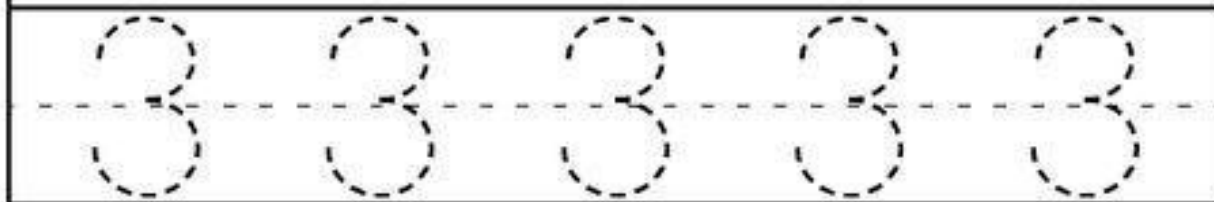
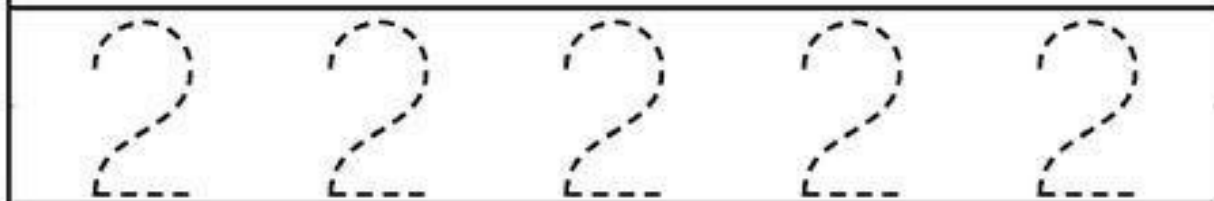
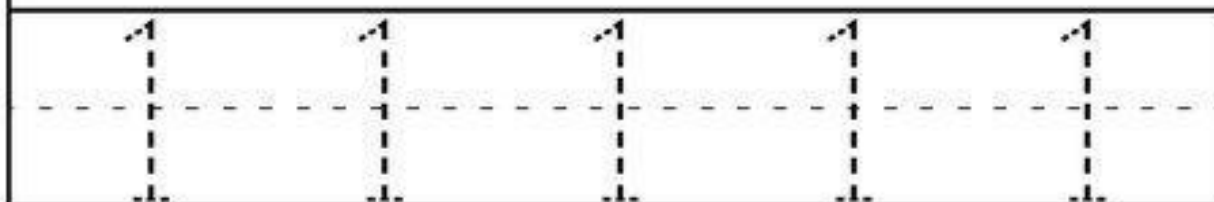
Name: _____


Pre-K/Kindergarten


Writing numbers

Tracing numbers 1-5

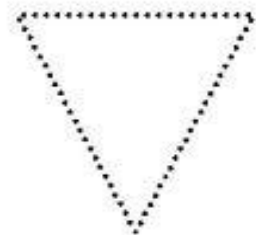

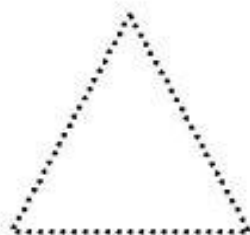

Directions: Trace all the numbers.





Shapes and Colors: Trace the circles  and color them **yellow**.

Trace the triangles  and color them **orange**.



Name: _____

Writing Alphabets

A

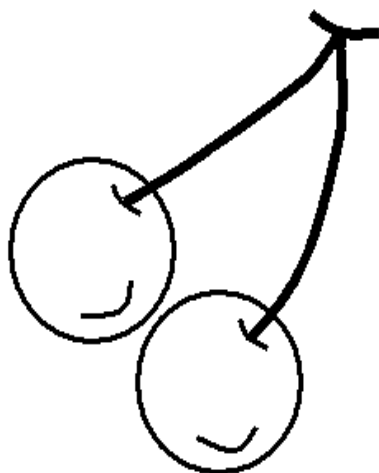
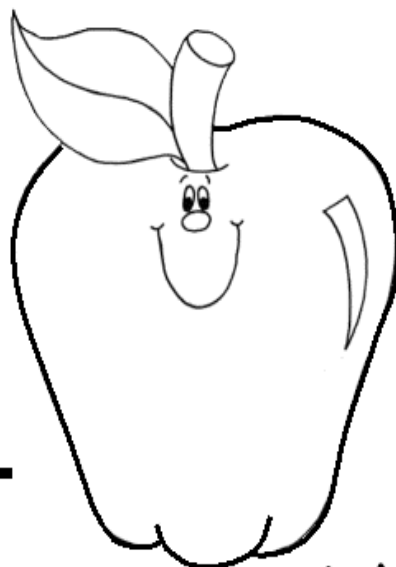


B

C

D

E

Name: _____



Color these things that are


red

Name _____


Things that begin with

Aa


Read the words. Identify and circle the **a** at the beginning of each word. Color.



astronaut



ant



airplane



apple



alligator



acorn

Name _____

Date _____

It is summer.

What do you eat and wear in the summer season. Color them.




wool hat



swim suit



sun-glasses



scarf



hot tea



ice cream




flip-flops

HELP

DECORATE THE TREE WITH YOUR THUMB IMPRESSION ON INTERNATIONAL ENVIRONMENT DAY, 5TH JUNE.
ONE TWO THREE, GROW MORE TREE

TREE





Phonic Sounds (A-Z) (a-z)

Peek-a-boo



Alphabet		Phonic Sounds		Vocabulary
Aa	says	ऐ		APPLE
Bb	says	ब		BALL
Cc	says	क		CAT
Dd	says	ड		DOG
Ee	says	ए		EGG
Ff	says	फ		FISH
Gg	says	ग		GOAT
Hh	says	ह		HORSE
Ii	says	इ		INKPOT
Jj	says	ज		JOKER
Kk	says	क		KITE
Ll	says	ल		LION
Mm	says	म		MANGO

Nn	says	न		NEST
Oo	says	ओ		OWL
Pp	says	प		PARROT
Qq	says	क्व		QUILT
Rr	says	र		ROSE
Ss	says	स		SUN
Tt	says	ट		TIGER
Uu	says	अ		URN
Vv	says	व		VAN
Ww	says	वै		WATCH
Xx	says	एक्स		X-MAS TREE
Yy	says	य		YAK
Zz	says	ज़		ZEBRA

